

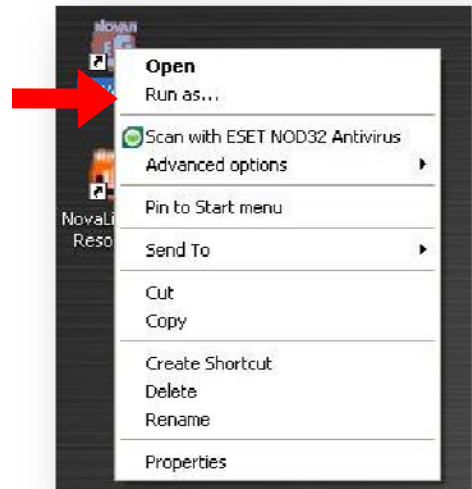
NovaLink Administrator Privileges

Windows XP™

In order to bypass the administrator privileges, you will need to know the administrator's username and password. If you do not have access to that information, you will need to contact your administrator.

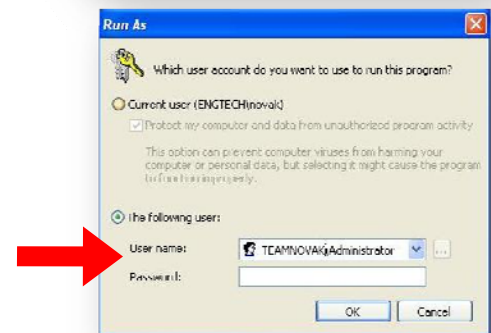
The NovaLink Firmware Updater will not function properly if you are not an administrator. To bypass this, follow these instructions to run your program as an administrator (you will need to do the following every time you want to update your firmware):

1. Right-Click the NovaLink icon
2. Click "Run as..."



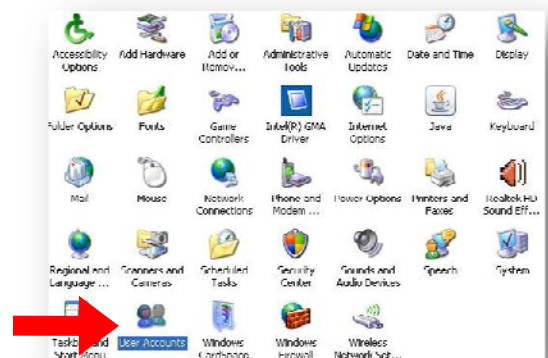
3. Click the second radio button
4. Enter the user name of the administrator
5. Enter the administrator password
6. Click "OK"

The NovaLink Firmware Updater should now be working.

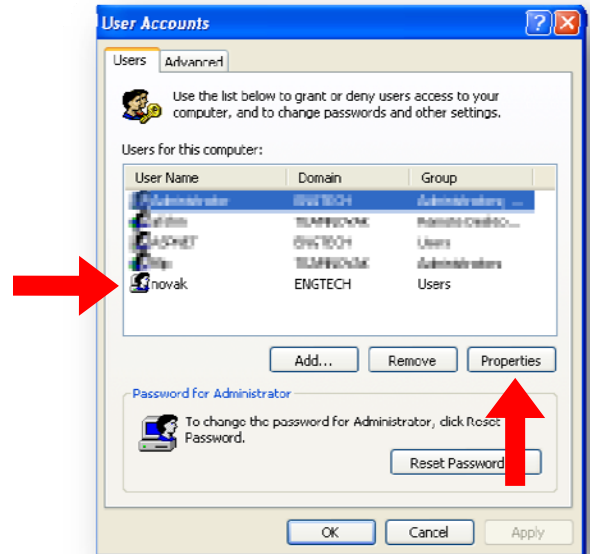


To bypass this step without having to do this every time you update your firmware, change your account to Power User or Administrator:

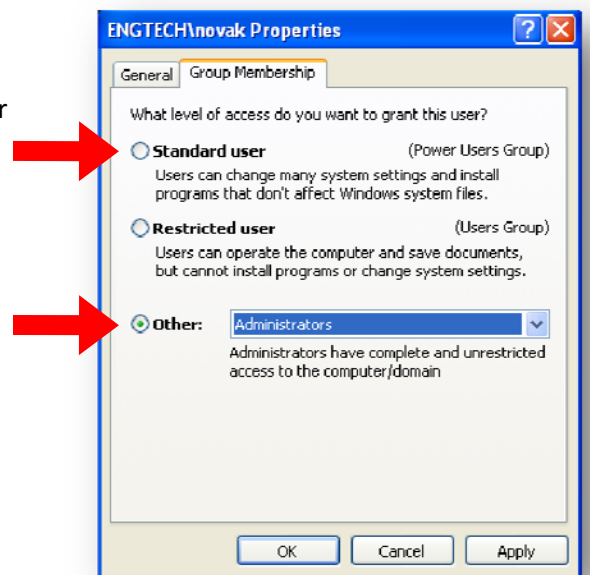
1. Log off your account and into the administrator account
Please contact your administrator to ensure that you have permission to change your account, or you can have your administrator change it for you.
2. Click "Start" -> "Control Panel"
3. Click "User Accounts"



- Click on your account name and click **"Properties"**



- Click on the **"Group Membership"** tab
- To give yourself all permissions on your account, click on **"Other"** and select **"Administrators"** under the drop down menu. If your administrator does not allow you to change your account to administrator, you can select **"Standard User"**

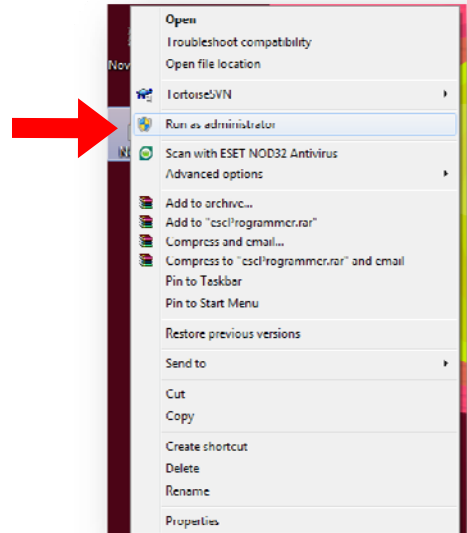


- You can now log off of administrator and back into your own account.
-

Windows Vista™ & Windows 7™ (32-bit & 64-bit)

The NovaLink Firmware Updater will not function properly if you are not an administrator. To bypass this, follow these instructions to run your program as an administrator (you will need to do the following every time you want to update your firmware):

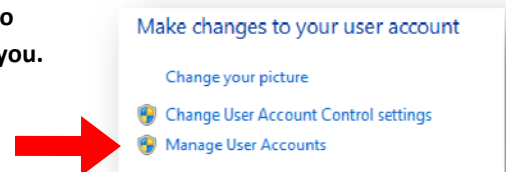
1. Right-Click the NovaLink icon
2. Click "Run as Administrator"
3. Click "Yes" if the User Account Control dialog box pops up



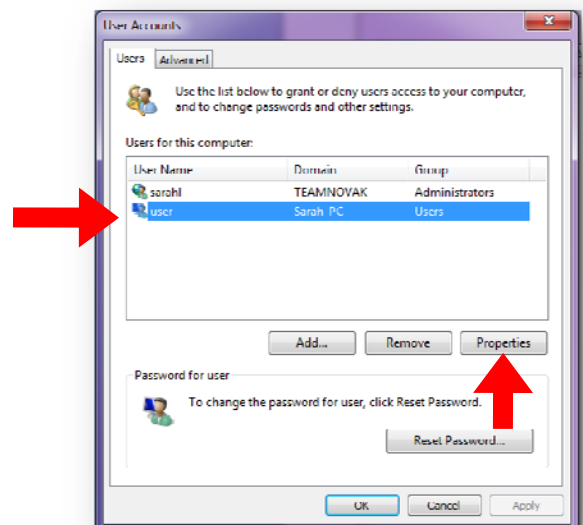
The NovaLink Firmware Updater should now be working.

To bypass this step without having to do this every time you update your firmware, change your account to Power User or Administrator:

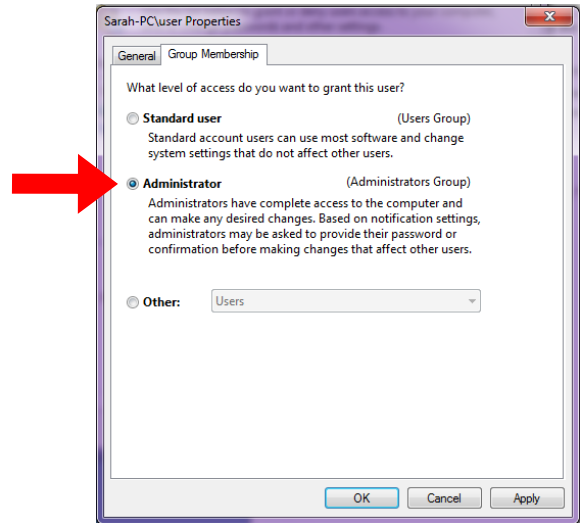
1. Log off your account and into the administrator account
Please contact your administrator to ensure that you have permission to change your account, or you can have your administrator change it for you.
2. Click "Start" -> "Control Panel"
3. Click "User Accounts"
4. Click "Manage User Accounts"



5. Click on your account name and click "Properties"



6. Select the "Administrator" radio button
7. Click "OK"



8. You can now log off of administrator and back into your own account



17032 Armstrong Avenue
Irvine, Ca 92614
Phone: 949-833-8873
www.teamnovak.com

© 2010 Novak Electronics, Inc.
• All Rights Reserved •

No part of these instructions may be reproduced without the written permission of Novak Electronics, Inc.
Microsoft, Windows XP, Windows Vista, and Windows 7 are trademarks of Microsoft Corporation in the U.S. and/or other countries.

Novalink is a trademark of Novak Electronics, Inc.